

Getting Started with Evidence for Learning

Thank you for completing the Evidence for Learning consent form and email address collection letter – If you haven't then please contact school.

Once we have input your email addresses then we will activate the Parent Portal for Evidence for Learning. When this happens you will receive two emails to begin your set up. Please be aware that they will be from an account called theTeacherCloud or Evidence for Learning.

EL	Evidence for Learning	Tettenhall Wood School - Test Student	Hi Helen Towers Your password for the online Profile page for Test Stu...	Mon 25/01
EL	Evidence for Learning	Tettenhall Wood School - Test Student	Hi Helen Towers Login to view the online Profile for Test Student in the...	Mon 25/01

Email 1: The link. It is advised you bookmark the page to make it easier to access in the future. You don't need to download anything from an app store.

EL

services=theteachercloud.net@efl.theteachercloud.net on behalf of
Evidence for Learning <services@theteachercloud.net>

Mon 25/01/2021 12:47
To: Helen Towers

Hi Helen Towers

Login to view the online Profile for Test Student in the Tettenhall Wood School Evidence for Learning Parent Portal.

Login

TIP: This Link is unique to each child and parent/carer. We recommend that you bookmark the link or set your notification preference once logged in.

NOTE: Please do not reply to this email. If you have any queries please contact the office at Tettenhall Wood School.

Regards
Services Team - Evidence for Learning

Email 2: Your Password. When using this for the first time you will be instructed to change your password.

EL

services=theteachercloud.net@efl.theteachercloud.net on behalf of
Evidence for Learning <services@theteachercloud.net>

Mon 25/01/2021 12:47
To: Helen Towers

Hi Helen Towers

Your password for the online Profile page for Test Student has been reset to: oQyF0I

TIP: We recommend that you login and change your password ASAP.

NOTE: Please do not reply to this email. If you have any queries please contact the office at Tettenhall Wood School.

Regards
Services Team - Evidence for Learning

Did you do this?

Did you change this?

Did you request this?

☐ Are the suggestions above helpful? [Yes](#) [No](#)

Now you are ready to use the Parent Portal!

Homepage

The screenshot shows the homepage of the 'Test Student' portal for Tattenhall Wood School. The top navigation bar includes links for 'Apps', 'login - Console', and 'Parent Portal | Tette...'. The main header displays the school logo and name. Below this is a navigation menu with 'Home', 'Activities', 'Reports', 'Journal', 'Feedback', and 'Upload'. On the right side of the header, there are links for 'Notifications', 'Change Password', and 'Logout'. A search bar is located below the navigation menu with the text 'Use the Search box to narrow the results. Tap/click to open an Activity.'.

Shows any lesson made by class teacher

Shows any reports produced by

Selection of evidence shared by class teacher and home

Your upload evidence section

A comments section for you to discuss pupil progress


Reports

When the class teacher produces a report, it will be placed here. These reports will be for the annual review meeting and progress reports.

The screenshot shows the 'Reports' section of the 'Test Student' portal. The top navigation bar includes links for 'Home', 'Reports', 'Journal', 'Feedback', and 'Upload'. On the right side of the header, there are links for 'Change Password' and 'Logout'. Below the navigation bar, there is a section titled 'Learning Journey' with a date of 'Thu Jan 24 2019' and a file size of '440.6 KB'. The Tattenhall Wood School logo is displayed at the bottom left, and the footer text reads 'Powered by theTeacherCloud and Evidence for Learning.'

Journal

When evidence is shared either by yourself at home or by the class teacher it will appear here in chronological order. There is a button directly under the evidence for you to comment on it.





Test Student

Tettenhall Wood School


[Home](#) [Reports](#) [Journal](#) [Feedback](#) [Upload](#)

[Change Password](#) [Logout](#)

Show Journal to: 

Show Only  (Favourites): ☐

Thu Jan 24 2019



Feedback

This section is for any feedback/comments regarding your child's progress towards their EHCP outcomes. This app is not for day-to-day communication.

20:45 Thu 24 Jan [pc.evidenceforlearning.net](#) 74%

[Home](#) [Reports](#) [Journal](#) [Feedback](#) [Upload](#)


[Change Password](#) [Logout](#)

Submit Feedback

Your feedback will be visible to all staff using this service.

Upload

This is where you can upload photos and videos of up to 1min. Click choose file then select the image or video you wish to upload and press open. You can add a comment about what they have been doing by selecting the comments box and let us know if they were independent. Finally, press submit.



Test Student

Tettenhall Wood School

[Home](#) [Reports](#) [Journal](#) [Feedback](#) [Upload](#) [Change Password](#) [Logout](#)

Evidence Date

Upload File

[Choose File](#) no file selected

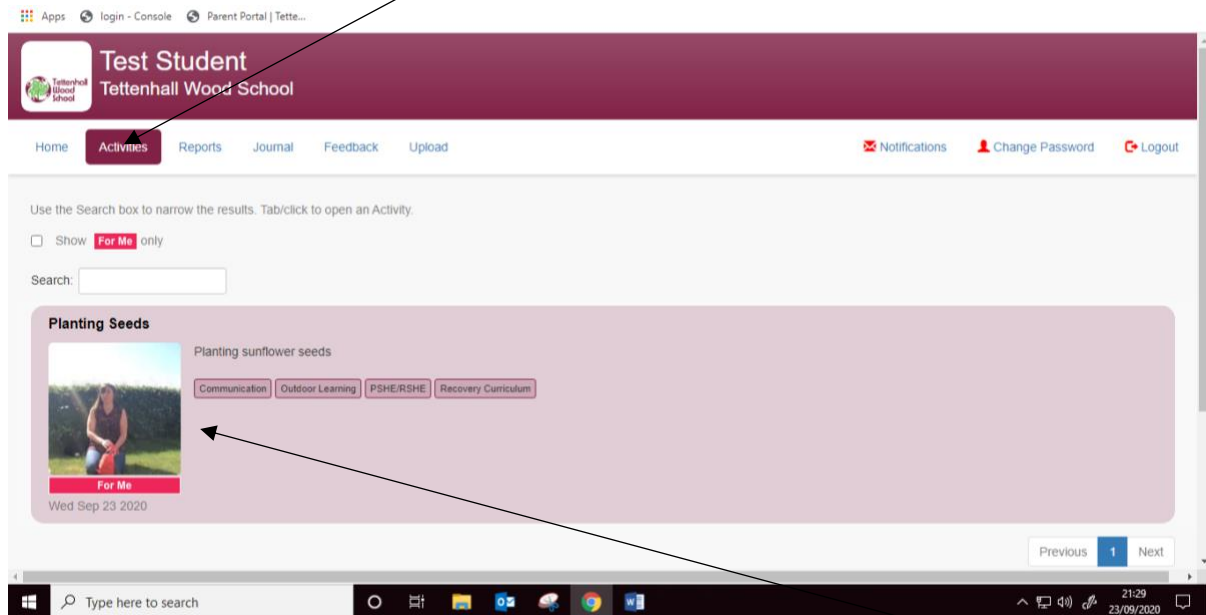
Note : Upload file should be JPG, MP4 or MOV format. We compress and optimise your videos and images, the file size after compression should not exceed 10MB.

Comment

[Submit](#)

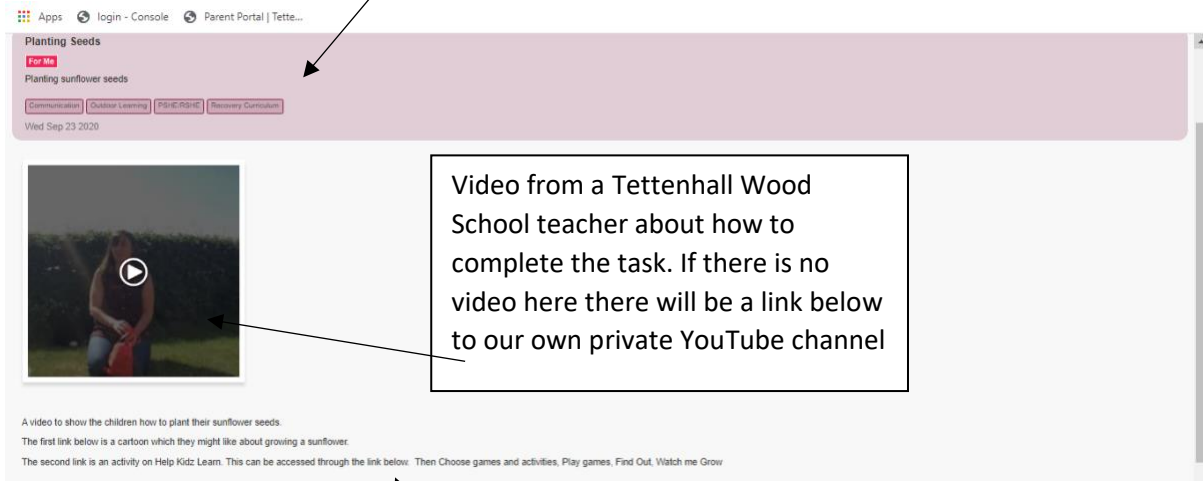
Activities – Online Home Learning

Click on Activities in the heading bar



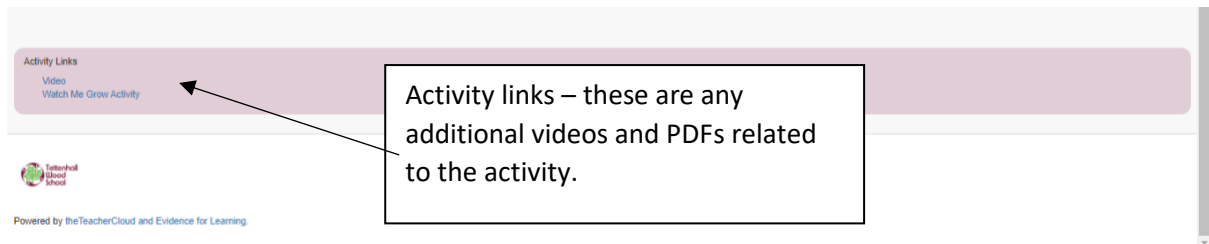
Lessons that have been assigned to your child will appear in this box. Click on an activity and it will take you to this page

This section is the title and what area of work it relates to.



A written explanation of the task.

As you scroll down the page, you will see activity links



Any photo or video evidence you would like to share with us can be added either through the app as explained previously or via our Tettenhall Wood School community Facebook page.

If you have any issues with the app please email Helen Towers.

Helen.towers@tettenhallwoodschoo.org.uk